

# IDP


## INTERN DEVELOPMENT PROGRAM GUIDELINES

DECEMBER 2013

Introduction	2	IDP Steps	6	IDP Requirements	9	Tasks	21	IDP Supervisors	33
What is IDP?	2	Establish NCARB Record	6	Eligibility Reqs	9	Tasks Index	21	Resources	33
What is NCARB?	2	Identify IDP Supervisor	6	Reporting Reqs	9	Pre-Design	22	IDP for Supervisors	34
NCARB Services	3	Identify Mentor	6	Employment Reqs	9	Design	24		
NCARB Record	3	Document Experience	7	Experience Settings	10	Project Management	28		
Licensure	4	Document Education	8	Supervision Reqs	11	Practice Management	31		
NCARB Certification	5	Transmit Your Record	8	Categories and Areas	12				
		Take the ARE	8	Supplemental Exp.	13				
		Get Licensed	8	Supp Ex for Core	14				
		Get NCARB Certified	8	Supp Ex for Elective	18				

# INTRODUCTION

## What is IDP?

The Intern Development Program (IDP)  is an essential step in the path to become an architect. Your journey typically begins in a school of architecture; however, it does not end there. Ultimately, through the IDP you will learn about the daily realities of architectural practice, acquire comprehensive experience in basic practice areas, explore specialized areas of practice, develop professional judgment, and refine your career goals. IDP is designed to help you realize those goals.

The IDP was created jointly in the 1970s by the National Council of Architectural Registration Boards (NCARB) and the American Institute of Architects (AIA). The IDP is developed and administered by NCARB.

In most jurisdictions, completion of the IDP is a requirement for initial registration. The IDP identifies the comprehensive experience that is essential for competent practice. The program is structured to prepare you to practice architecture independently upon initial registration.

## What is NCARB?

The National Council of Architectural Registration Boards, a non-profit organization, is a federation of the architectural licensing boards in each of the 50 states, the District of Columbia, Guam, Puerto Rico, and the U.S. Virgin Islands. These 54 boards constitute NCARB's membership.

NCARB serves to protect the public health, safety, and welfare by leading the regulation of the practice of architecture through the development and application of standards for licensure and credentialing of architects. NCARB is responsible for establishing, interpreting, and enforcing national standards for architectural licensure.

The U.S. Constitution establishes that individual states or jurisdictions maintain the actual power to regulate the practice of architecture, including the registration of architects. Each of NCARB's 54 Member Boards has instituted a set of registration requirements that, when satisfied, results in the granting of a license to practice architecture within their jurisdiction.

## What is an Intern?

In the architecture profession, an "intern" is any person who by means of their education or experience has qualified to enter the IDP.

In this document, the term intern refers to any individual in the process of satisfying a registration board's experience requirements. This includes anyone not registered to practice architecture in a U.S. or Canadian jurisdiction, graduates from NAAB-accredited programs, architecture students who acquire acceptable experience prior to graduation, and other qualified individuals identified by a registration board.

Only individuals who are licensed by a board of architecture may call themselves architects.

*The term "licensure" is used to denote the actual issuance and maintenance of an architectural license. Licensure is part of registration. This document refers to licensure and registration interchangeably.*

# INTRODUCTION: NCARB SERVICES

NCARB has a variety of roles in the licensure process, including the development and administration of the IDP, the Architect Registration Examination® (ARE®), and NCARB certification, which facilitates reciprocal licensure. With millions of digital images in its holdings—official transcripts, verified employment records, examination scores, and more—NCARB is also the official custodian of secure and confidential records for thousands of interns, architects, and registration boards. These records are housed, managed, and evaluated by NCARB and then, at various points in the licensure process, can be transmitted to the registration boards of an individual's choosing. NCARB services include:

For Students	For Interns	For Architects	For Registration Boards
<ul style="list-style-type: none"> <li>• Supports educators in providing accurate information on the licensure process.</li> <li>• Supports the American Institute of Architecture Students (AIAS) in their mission to promote excellence in architecture education, training, and practice.</li> <li>• Provides funding for new curriculum initiatives that integrate practice and education.</li> <li>• Engages AIAS on relevant NCARB committees to contribute to the process of creating NCARB standards for registration.</li> <li>• Supports the National Architectural Accrediting Board (NAAB) in the development of standards for accredited architectural education.</li> <li>• Visits schools, AIAS chapters, and NAAB schools across the country to promote the value of licensure and benefits of NCARB certification.</li> <li>• Supports the IDP Coordinator Program.</li> </ul>	<ul style="list-style-type: none"> <li>• Compiles and evaluates a comprehensive record of credentials.</li> <li>• Stores secure, confidential, and comprehensive Records to assist their path to licensure.</li> <li>• Develops and administers the IDP.</li> <li>• Develops and administers the ARE.</li> <li>• Creates tools to assist interns in completing the internship and examination process.</li> <li>• Compiles, evaluates, and transmits an intern's Record in support of examination or initial registration.</li> <li>• Visits AIA chapters and firms across the country to promote the values of licensure and the benefits of NCARB certification.</li> <li>• Engages interns on relevant NCARB committees to contribute to the process of creating NCARB standards for registration.</li> <li>• Supports the IDP Coordinator Program.</li> </ul>	<ul style="list-style-type: none"> <li>• Compiles and evaluates a comprehensive record of credentials.</li> <li>• Stores secure, confidential, and comprehensive Records to support their career path.</li> <li>• Develops and recommends national standards for registration to its Member Boards to facilitate reciprocity between jurisdictions.</li> <li>• Grants an NCARB Certificate to architects who meet the national standards outlined in this guideline.</li> <li>• Maintains an architect's Record in a condition suitable for transmittal to a jurisdiction.</li> <li>• Transmits an architect's NCARB Record or Certificate to a jurisdiction in support of reciprocal registration.</li> <li>• Visits AIA chapters and firms across the country to promote the values of licensure and the benefits of NCARB certification.</li> </ul>	<ul style="list-style-type: none"> <li>• Stores secure, confidential, and comprehensive Records on NCARB Certificate holders and NCARB Record holders.</li> <li>• Develops and recommends Model Law and Model Regulations for registration boards to adopt to facilitate reciprocal licensure and help Member Boards protect the health, safety, and welfare of the public.</li> <li>• Develops, administers, and maintains programs to satisfy education, experience, and examination requirements.</li> <li>• Represents the interests of Member Boards before public and private agencies.</li> <li>• Produces resources for interns and architects on the registration process.</li> <li>• Partners with Member Boards across the country to promote the values of licensure and the benefits of NCARB certification.</li> </ul>

## NCARB Record

Throughout your career, your Record becomes a detailed, verified record of your education, experience, and examination used to establish qualification for licensure, and certification. Your NCARB Record is confidential and maintained on a secure server. The contents may only be discussed with the Record holder directly or provided to the registration board identified by the Record holder.


Establishing a Record is essential for documenting the IDP and accessing the ARE. Your NCARB Record gives you access to the online reporting system for the timely and accurate reporting of IDP experience. It is also the first step for those seeking eligibility to take the ARE, or for foreign educated applicants who are having their education evaluated through the Education Evaluation Services for Architects (EESA).


# INTRODUCTION: LICENSURE

Architects are responsible for the health, safety, and welfare of the people who live or work in the buildings and environments they create. You are not an architect without a license. You must be licensed by a jurisdiction in order to practice architecture within that jurisdiction. While it is possible to work within the profession without having a license, you may not practice architecture or call yourself an architect without a license. Licensure signifies to the public that you have completed the education, experience, and examination necessary to practice architecture independently.

## Education

Most U.S. jurisdictions require a professional degree in architecture from a program accredited by the National Architectural Accrediting Board (NAAB) or a professional degree in architecture from a Canadian program accredited by the Canadian Architectural Certification Board (CACB) to satisfy their education requirement.

For a list of NAAB-accredited programs, go to [http://naab.org/architecture\\_programs/](http://naab.org/architecture_programs/) 

Some jurisdictions may accept education equivalencies. For a guide to equivalency requirements, refer to the NCARB *Education Standard* included in the *Education Guidelines*  at [www.ncarb.org](http://www.ncarb.org).

## Experience

Most U.S. jurisdictions have adopted the IDP as their experience requirement for initial registration. All jurisdictions require a structured internship with direct supervision by a registered architect for some period of time. Compare the IDP with any additional experience requirement your registration board may require. Where differences exist, you must first comply with your jurisdiction's requirement; however, completion of the IDP facilitates certification and future registration in other jurisdictions.

The requirements of the IDP are outlined in these guidelines.

## Examination

Every U.S. jurisdiction requires interns to pass the ARE to satisfy its examination requirement.

The ARE is a practice-based exam administered on a year-round basis that covers:


- Programming, Planning & Practice
- Site Planning & Design
- Building Design & Construction Systems
- Schematic Design
- Structural Systems
- Building Systems
- Construction Documents & Services

The content of the ARE is based on the knowledge and skills required of a recently licensed architect, practicing independently, to provide architectural services. The ARE evaluates an applicant's competence in the provision of architectural services to protect the public health, safety, and welfare.

For more information concerning the ARE, refer to the *ARE Guidelines* , available at [www.ncarb.org](http://www.ncarb.org).

## Registration Requirements are set by Jurisdictions


The 54 architectural registration boards, which are members of NCARB, have the legal authority to establish licensure requirements, enforce licensure laws and regulations, and respond to complaints of unlicensed or unethical practice.


Each registration board determines its own education, experience, and examination requirements for initial and reciprocal registration in their jurisdiction. Most jurisdictions have adopted the standards specified in NCARB's *Legislative Guidelines and Model Law/Model Regulations* 

For an overview of each jurisdiction's registration requirements go to the NCARB website at [www.ncarb.org/Reg-Board-Requirements](http://www.ncarb.org/Reg-Board-Requirements). Since each jurisdiction may change its rules, statutes, and regulations at any time, it is always advisable to check with the individual board to verify registration and practice requirements.

# INTRODUCTION: NCARB CERTIFICATION

Many architects choose to seek NCARB certification following initial licensure. The NCARB Certificate facilitates reciprocal registration among all 54 NCARB Member Boards, and 11 Canadian provincial associations. The NCARB Certificate signifies that you have met the national standards established by the registration boards.

To qualify for NCARB certification, you must satisfy all of the Requirements for certification outlined in *Handbook for Interns and Architects* . Requirements include; good character; satisfaction of NCARB's education, experience, and examination requirements; and a current registration to practice architecture issued by an NCARB Member Board.

*While NCARB certification facilitates reciprocity, it does not provide you the privilege to practice architecture. You must be registered in each jurisdiction before you are permitted to seek work or are qualified to practice architecture. In some jurisdictions the NCARB Certificate allows the benefit of soliciting work or participating in a design competition prior to licensure. See the [licensing requirements page on www.ncarb.org](http://www.ncarb.org) .*

## Benefits of the NCARB Certificate

- **PRESTIGIOUS CREDENTIAL** – By obtaining and maintaining the NCARB Certificate, an individual has demonstrated that they have met the established standards for certification. An architect who has an active NCARB Certificate may use the letters “NCARB” after his/her name.
- **RECIPROCITY** – The NCARB Certificate makes it easier to obtain reciprocal registration in other jurisdictions. In fact, many registration boards require the NCARB Certificate for reciprocal registration. Most NCARB Member Boards accept the NCARB Certificate as a primary method to support reciprocal registration.
- **MOBILITY** – The NCARB Certificate gives you the mobility to seek work wherever it is. Even if your work interests center solely on projects within the jurisdiction where you are licensed, with an NCARB Certificate you are prepared to meet your clients' needs as they move or expand across state lines.
- **COMPETITIVE EDGE** – Many architectural firms consider certification an important factor in hiring and promotion because they know that an architect with an NCARB Certificate provides the firm with greater flexibility when pursuing opportunities and expanding their practice. Additionally, some jurisdictions allow the benefit of soliciting work or participating in a design competition prior to licensure if you hold an NCARB Certificate.
- **SECURITY** – Your records are maintained on a secure server and are ready when you are, eliminating the need to worry about misplaced records or obtaining necessary verifications from a previous employer who may no longer be in business.

### Save Money

Interns can save money just by keeping their NCARB Record active while they complete the steps for licensure. If you have a professional degree from a NAAB-accredited program and have completed the IDP, you'll meet the requirements for NCARB certification when you pass the ARE and receive your initial license.

The cost to keep your NCARB Record active while you pursue your initial license is just \$75 a year.

If you maintain an active Record in good standing, the application fee for NCARB certification (\$1,500) will be waived and you will receive a 50 percent discount on Certificate renewals for the first three years of service.

# IDP STEPS

## Step 1

### ESTABLISH YOUR NCARB RECORD

To start participating in the IDP, you must have an NCARB Record.

To create your NCARB Record, go to the "My NCARB" section on the NCARB homepage, and click on "establish record." Once you have established your account, add the NCARB Record service. If you are interrupted in process or need additional information to complete the application, you can save it and return later to complete it.

In order to establish an NCARB Record and receive your NCARB Record number, you must complete the application and submit payment. Once you click "Submit," you will receive two e-mails. The first will confirm receipt of your payment. The second will assign your NCARB Record number and provide further instructions.

Refer to the NCARB Fees for establishing and maintaining your NCARB Record. All fees are subject to change, and are non-refundable unless otherwise noted.

If you have applied for an NCARB Record in the past, please do not reapply. You should reactivate your existing Record by logging into your NCARB Record online and selecting the Annual Renewal option. All renewals and reactivations can be submitted online.

## Step 2

### IDENTIFY YOUR IDP SUPERVISOR

Your IDP supervisor is the individual who supervises you on a daily basis and has responsibility for and professional knowledge of your work. Your IDP supervisor is required to certify that the information you submit on your experience report is true and correct.

Refer to the supervision requirements when identifying your IDP supervisor.

## Step 3

### IDENTIFY YOUR MENTOR

A mentor is a loyal advisor, teacher, or coach. You have the option to select a mentor whom you feel will make a long-term commitment to your professional growth. You should choose a mentor outside of your office so that you can gain insight and perspective independent of your daily work experience.


Refer to the supervision requirements to identify who can serve as your mentor for IDP.

Refer to www.aia.org for more information about the AIA mentorship program.

## IDP STEPS

### Step 4


#### DOCUMENT YOUR EXPERIENCE

The online reporting system allows you to document your experience directly into your NCARB Record. Log into “My NCARB”  to access your Record and to document your experience regularly.

Upon submission of your experience report through the online reporting system, your supervisor will receive notification that an experience report is ready for review. You and your supervisor should meet to go over your experience. Your supervisor must approve your experience report, thereby certifying the information furnished by you is true and correct, and that you performed the work competently.

There are no circumstances in the IDP that allow you to verify your own experience.

All experience is subject to review and evaluation by NCARB for compliance with the program.

Learn more about NCARB's online reporting system here .

#### Repeat Step 4 Often

You must submit your experience report to NCARB at specified intervals according to the reporting requirements.

- All experience reports must be submitted electronically through the online reporting system.
- You will not be able to submit a report that is in the “saved” status if it contains experience more than eight months in the past.
- To comply with the reporting requirements, your experience reports must be in the submitted or approved status within the online reporting system.
- In the submitted status, a supervisor can return a report to you for modifications or edits.
- Submitted experience hours can be lost if they are deemed invalid and rejected by a supervisor, or by NCARB if they are not earned in accordance with the requirements of the IDP.

#### All Experience Must be Verified

In most settings, your experience must be verified by your IDP supervisor. There are opportunities within supplemental experience that may be verified by a mentor.

Make sure you review and understand the supervision requirements.

#### Changing Employment


During the course of IDP participation, personal circumstances or external factors can result in new employment opportunities. If you change employers, be sure to:

1. Document all experience prior to leaving your current employer. All experience earned at your current employer must be certified by your current IDP supervisor.
2. Identify your IDP supervisor at your new employer.
3. Document your experience at your new employer (after meeting the employment requirements). All experience earned at your new employer must be certified by your new IDP supervisor.

## ADDITIONAL STEPS

### Document Your Education

Upon graduation, you must provide a copy of your final transcript to NCARB.

- Download and mail the transcript request forms  and any associated fee to your school(s).
- Each transcript must be returned directly to NCARB by the school. NCARB will only accept official transcripts submitted by the school.

### Transmit Your NCARB Record


Registration boards are required to examine and maintain a record of the qualifications of each applicant for registration. To satisfy this requirement, a complete copy of your NCARB Record may be transmitted to a jurisdiction to support your application for initial or reciprocal registration. All NCARB Member Boards accept the NCARB Record for initial registration.


Transmittal of your Record in support of initial registration is only available for active Record holders.

### Take the ARE

Does your jurisdiction allow you to take the ARE before completion of the IDP?


Each jurisdiction establishes its own application procedures for examination. As soon as you determine where you will seek initial registration you should request application materials from your jurisdiction. Review your jurisdictional requirements for licensure.

You must notify NCARB of your intent to apply for examination. You may make the request from “My NCARB” at my.ncarb.org .

For more on the ARE, visit the “Getting Started with the ARE” webpage .


### Get Licensed

All jurisdictions require individuals to be licensed (registered) before they may call themselves architects and contract to provide architectural services. You must contact your registration board to find out their requirements and to complete the licensure process.


The registration board will determine if you have met the requirements for licensure. In addition to the education, experience, and examination requirements, there may be additional jurisdictional requirements. For more information, check the Registration Board Licensing Requirement page  on www.ncarb.org.

### Get NCARB Certified


The NCARB Certificate signifies that you have met the national standards established by the registration boards.

Upon receiving your initial license to practice, notify NCARB in writing at customerservice@ncarb.org. NCARB will update your Record to reflect your new status and follow up with you if you are interested in seeking an NCARB Certificate. You can also notify us of your initial licensure and convert directly into the NCARB certification program through the annual renewal option in My NCARB .


If you maintain an active Record in good standing, the application fee for NCARB certification (\$1,500) will be waived and you will receive a 50 percent discount on Certificate renewals for the first three years of service.

Monitor your NCARB Record status through “My NCARB” . This will allow you to make sure processes are taking place in a timely manner. For example, once you graduate, your transcript will need to be submitted to NCARB from your school(s). By monitoring your Record, you’ll be able to determine if there are hold-ups.

#### Transmittal Requests

To authorize NCARB to transmit your Record, select “Request a Transmittal” online at “My NCARB” (https://my.ncarb.org/Login ) to access instructions on transmitting your NCARB Record to the NCARB Member Board of your choice. If you cannot access this online service or need assistance with your request, please contact customerservice@ncarb.org.

#### Jurisdictional Requirements

When you request transmittal of your NCARB Record to an NCARB Member Board, NCARB will try to apprise you of any additional requirements that exist for that jurisdiction. However, you should confirm specific requirements directly with the jurisdiction prior to seeking registration. Please review the Registration Board Licensing Requirement page  on www.ncarb.org to determine the specific requirements for reciprocal registration in any jurisdiction.



# IDP REQUIREMENTS: ELIGIBILITY, REPORTING, AND EMPLOYMENT

## Eligibility Requirements

You can earn IDP experience once you have successfully graduated from high school or an established equivalent.

## Reporting Requirements

All experience must be submitted online through the online reporting system.

Interns must submit all experience including supplemental experience in reporting periods of no longer than six months and within two months of completion of each reporting period.

- For each day past the two-month filing period, a day of acceptable experience will be lost at the beginning of the reporting period.

Provisions have been made for reasonable extensions to the two-month filing period. For more information on the reporting requirements and extensions, please refer to the [NCARB website](#).

*Please note: Architects registered in a U.S. or Canadian jurisdiction documenting experience for the purpose of obtaining the NCARB Certificate are not subject to these reporting requirements when retroactively documenting their experience. However, they must document their experience through the online reporting system.*

## Employment Requirements

To earn experience in setting A, setting O, “Design and Construction Related Employment” within setting S, and some scenarios in “Construction Work” within setting S, you must be employed.

- Unpaid internships are not eligible to earn experience hours with the exception of the approved community-based design center/collaborative as defined in experience setting S.
- No experience may be earned outside of the U.S. or Canada, except at an organization engaged in the practice of architecture, an approved Community-Based Design Center/Collaborative as defined in experience setting S, or through Leadership and Service defined in experience setting S.
- To earn experience in Teaching or Research as defined in experience setting S, you must be employed by the institution.

# IDP REQUIREMENTS: EXPERIENCE SETTINGS

You earn experience hours in experience settings. Experience settings are defined by the type of organization, the work performed, and who verifies the experience. NCARB recognizes three experience settings:

## A: Practice of Architecture

### 1,860 HOURS MINIMUM

Direct supervision by an IDP supervisor licensed as an architect in a U.S. or Canadian jurisdiction in an organization engaged in the lawful practice of architecture.

- *The definition of the "lawful" practice of architecture is determined by individual jurisdictions. For more information contact your registration board [↗](#).*
- *You must earn a minimum of 1,860 hours in experience setting A. There is no maximum number of hours you may earn in this experience setting.*

## O: Other Work Settings

### 1,860 HOURS MAXIMUM

Direct supervision by an IDP supervisor licensed as an architect in a U.S. or Canadian jurisdiction in an organization not engaged in the practice of architecture.

Direct supervision by an architect not registered in the United States/Canada engaged in the practice of architecture outside of the United States or Canada.

Direct supervision by a landscape architect or registered engineer (practicing as a structural, civil, mechanical, fire protection, or electrical engineer in the field of building construction).

## S: Supplemental Experience

Opportunities to earn experience hours outside of a traditional work setting. Many of the supplemental experience opportunities may be completed whether or not employed. To earn IDP credit, experience earned through supplemental experience may not earn academic credit.

Within supplemental experience, there are opportunities to earn core and elective hours.

### Academic Internships

Many schools have programs where interns work in firms as part of their degree curriculum. Any internship that is integrated into an academic program, whether as a requirement or as an elective, is considered an academic internship.

If an academic internship includes employment within Experience Setting A or O, it may earn credit for IDP while earning academic credit at the same time. The employment must meet all the stipulations of Experience Setting A or O in order to qualify, including the eligibility, reporting, and employment requirements.

### Reporting Academic Internships

- Experience as part of an academic internship is reported using the online reporting system and is submitted in the same fashion as any other Experience Setting A or O employment. Academic internship programs need not be pre-approved by NCARB, nor identified within the online reporting system.

### Tip

If you are interested in specific programs at your school, please contact your IDP educator coordinator. If you are not sure who your IDP educator coordinator is, check the IDP Coordinator section of [www.ncarb.org](http://www.ncarb.org) [↗](#).

# IDP REQUIREMENTS: SUPERVISION

## Supervision Requirements

### IDP SUPERVISOR

Your IDP supervisor is the individual who supervises you on a daily basis and has responsibility for and professional knowledge of your work. Your IDP supervisor is required to certify that the information you submit on your experience report is true and correct and that you performed the work competently.

IDP supervisors are usually registered architects; however, in certain experience settings your IDP supervisor may be a professional from another discipline.

In experience settings A and opportunities within O your IDP supervisor must be licensed in a U.S. or Canadian jurisdiction, but not necessarily in the jurisdiction where they are located.

*If you are earning experience in New York, you must contact the New York board to verify its supervisor requirements.*

### DIRECT SUPERVISION

“Direct supervision” of interns shall occur either through personal contact or through a mix of personal contact and remote communication (e.g. e-mail, online markups, webinars, internet) such that the IDP supervisor has control over the work of the intern and has sufficient professional knowledge of the supervised work so that the IDP supervisor can determine that the intern understands and is performing his or her work experience within the professional standard of care.

To earn experience hours in workplace settings described in this document, the intern must work under the direct supervision of an IDP supervisor. The supervisor shall verify the experience of the intern and foster a professional relationship that is grounded in a direct professional association between the intern and the supervisor.

### MENTOR

You may have many mentors throughout your career. A mentor is defined as a loyal advisor, teacher, or coach. In IDP, there are opportunities for your mentor to certify certain supplemental experience opportunities and provide guidance in your professional development.

To serve as your mentor for the IDP, the individual must hold a current license to practice architecture in a U.S. or Canadian jurisdiction; however, your mentor does not have to be registered in the jurisdiction where you are located.

# IDP REQUIREMENTS: EXPERIENCE CATEGORIES AND AREAS

## 5,600 Experience Hours

In order to satisfy the experience requirement, you must earn **5,600** hours of experience. You earn experience hours in experience settings recognized by NCARB.

Of the 5,600 hours required for completion of IDP, **3,740** hours are considered core minimum hours. Core minimum hours are earned in four experience categories that include 17 experience areas. The additional **1,860** hours required can be earned in any experience area, category, or through supplemental experience.

## Experience Categories

There are four experience categories:

1. Pre-Design
2. Design
3. Project Management
4. Practice Management

## Experience Areas

The four experience categories include 17 experience areas. To complete the 3,740 core minimum hours requirement, you must satisfy the core minimum hours required in each experience area.

## Core Hours


Experience earned in specific categories and areas. Core *minimum* hours are the minimum number of hours you must earn in a given experience category or area.

## Elective Hours

Elective hours are experience hours that exceed the 3,740 core minimum requirement.

There are two ways to earn the 1,860 elective hours:

- Any hours earned in an experience area in excess of the 3,740 core minimum hours.
- Supplemental experience opportunities for elective hours. Experience earned through supplemental experience for elective hours are not applied to any specific experience category or area.

For policies and procedures related to the IDP 2.0 Rollover, read the Interns' IDP 2.0 Rollover Guide .

Category 1: Pre-Design	Core Minimum Hours
<u>Programming (tasks)</u>	80
<u>Site and Building Analysis (tasks)</u>	80
<u>Project Cost and Feasibility (tasks)</u>	40
<u>Planning and Zoning Regulations (tasks)</u>	60
<b>TOTAL</b>	<b>260</b>
Category 2: Design	Core Minimum Hours
<u>Schematic Design (tasks)</u>	320
<u>Engineering Systems (tasks)</u>	360
<u>Construction Cost (tasks)</u>	120
<u>Codes and Regulations (tasks)</u>	120
<u>Design Development (tasks)</u>	320
<u>Construction Documents (tasks)</u>	1,200
<u>Material Selection and Specification (tasks)</u>	160
<b>TOTAL</b>	<b>2,600</b>
Category 3: Project Management	Core Minimum Hours
<u>Bidding and Contract Negotiation (tasks)</u>	120
<u>Construction Administration (tasks)</u>	240
<u>Construction Phase: Observation (tasks)</u>	120
<u>General Project Management (tasks)</u>	240
<b>TOTAL</b>	<b>720</b>
Category 4: Practice Management	Core Minimum Hours
<u>Business Operations (tasks)</u>	80
<u>Leadership and Service (tasks)</u>	80
<b>TOTAL</b>	<b>160</b>
<b>TOTAL CORE MINIMUM HOURS</b>	<b>3,740</b>
<b>ELECTIVE HOURS</b>	<b>1,860</b>
<b>TOTAL HOURS</b>	<b>5,600</b>

## IDP REQUIREMENTS: SUPPLEMENTAL EXPERIENCE

	OPPORTUNITY	WHETHER OR NOT EMPLOYED?	WHO APPROVES	WHERE THE HOURS GO	HOURS EARNED
<b>Supplemental Experience for Core Hours</b>  There are several opportunities to earn core hours through supplemental experience. However, each opportunity has specific limitations in terms of maximum allowable hours. Core hours earned through supplemental experience are credited to the specific experience category or area in which they are earned.	<u>Design or Construction Related Employment</u>	<u>See employment requirements</u>	IDP Supervisor	Any IDP experience area	Up to 930 hours
	<u>Leadership and Service</u>	Yes	See page 14	<u>Leadership and Service</u>	Up to 320 hours, 80 hours minimum
	<u>Community-Based Design Center/Collaborative</u>	Yes	"Designated IDP Supervisor"	Any IDP experience area <b>except</b> Leadership and Service	Up to 40 hours per area
	<u>CSI Certification: CCCA</u>	Yes	NCARB	<u>Construction Administration</u>	40 hours
	<u>CSI Certification: CCS</u>	Yes	NCARB	<u>Material Selection and Specification</u>	40 hours
	<u>Design Competitions</u>	Yes	Mentor	Any IDP experience area <b>except</b> Leadership and Service	Up to 40 hours per area
	<u>Emerging Professional's Companion (EPC)</u>	Yes	IDP Supervisor or Mentor	Any IDP experience area	Up to 40 hours per area
	<u>NCARB's Professional Conduct Monograph</u>	Yes	NCARB	<u>Business Operations</u>	16 hours
<b>Supplemental Experience for Elective Hours</b>  You may earn a maximum of 1,860 elective hours through supplemental experience opportunities. Elective hours earned through supplemental experience are not applied to any specific IDP experience area.	<u>Site Visit With Mentor</u>	Yes	Mentor	<u>Construction Phase: Observation</u>	Up to 40 hours
	<u>Advanced Degrees</u>	Yes	NCARB	Elective	930 hours
	<u>AIA Continuing Education</u>	Yes	NCARB	Elective	Up to 1,860 hours
	<u>Construction Work</u>	Yes	IDP Supervisor	Elective	Up to 930 hours
	<u>CSI Certificate Program: CDT</u>	Yes	NCARB	Elective	40 hours
	<u>Emerging Professional's Companion (EPC)</u>	Yes	IDP Supervisor or Mentor	Elective	Up to 1,800 hours (including EPC for core)
	<u>GBCI LEED AP Credential</u>	Yes	NCARB	Elective	40 hours
	<u>Teaching or Research</u>	<u>See employment requirements</u>	IDP Supervisor	Elective	Up to 1,860 hours

Maximum of 40 hours per IDP experience area in any combination of opportunities for core. Maximum of 600 total hours.

Maximum of 1,860 hours in any combination of Supplemental Experience for Elective Hours

# IDP REQUIREMENTS: SUPPLEMENTAL EXPERIENCE FOR CORE HOURS

Supplemental experience activities that qualify as core minimum hours are not considered in the maximum 1,860 experience hours allowed in supplemental experience.

## Design or Construction Related Employment

930 HOURS MAXIMUM

Design or construction related activities under the direct supervision of a person experienced in the activity (e.g. analysis of existing buildings; planning; programming; design of interior space; review of technical submissions; management of building construction activities).

### REPORTING DESIGN OR CONSTRUCTION RELATED EMPLOYMENT

- Experience must be submitted in compliance with the reporting requirements.

## Leadership and Service

80 HOURS MINIMUM

320 HOURS MAXIMUM

Qualifying experience is pro bono, in support of an organized activity or in support of a specific organization. There must be an individual who can certify to NCARB that you have performed services in support of the organization.

### APPROVAL OF LEADERSHIP AND SERVICE

Whenever possible, the individual certifying your Leadership and Service experience should be the person in charge of the activity at the organization. However, your IDP Supervisor or mentor can also certify the Leadership and Service experience.

You may satisfy your leadership and service requirement in any combination of the following categories:

- Design Industry related (construction, arch services, planning & development)  
*ex: Habitat for Humanity, mediator at City Planning charrettes*
- Education related  
*ex: critic at design review, ESOL teacher, participation in high school career day*
- Strengthening of community  
*ex: volunteering for food drives or soup kitchens*
- Regulatory or professional organization  
*ex: volunteering for AIA or USGBC, Boy/Girl Scouts*

### REPORTING LEADERSHIP AND SERVICE

- Experience must be submitted in compliance with the reporting requirements.

## Additional Opportunities for Core Hours

40 HOURS MAXIMUM PER EXPERIENCE AREA

600 HOURS MAXIMUM

You may earn a **maximum of 40 core hours in each of the IDP experience areas** by completing **any combination of the following** NCARB-recognized supplemental experience opportunities:

- CSI Certification: CCS & CCCA
- Community-Based Design Center/Collaborative
- Design Competitions
- Emerging Professional's Companion (EPC)
- NCARB's *Professional Conduct* Monograph
- Site Visit With Mentor

You may not earn more than **600 core hours** through any combination of these qualifying supplemental experience opportunities.

# IDP REQUIREMENTS: SUPPLEMENTAL EXPERIENCE FOR CORE HOURS

## Community-Based Design Center/Collaborative

Interns may earn up to 40 core hours in each IDP experience area (except for Leadership and Service) for volunteer service in support of a pre-approved charitable organization outside of a recognized experience setting or academic requirement.

Community-Based Design Center/Collaborative organizations must apply to NCARB to be recognized for the purpose of IDP credit.

The organization must be pre-approved by NCARB before the experience occurs.

For the list of qualifying Community-Based Design Center/Collaborative organizations currently recognized by NCARB, please [check our website](#).

Organizations interested in applying to NCARB should contact [idp@ncarb.org](mailto:idp@ncarb.org).

To be considered as a recognized organization, the Community-Based Design Center/Collaborative must meet the following criteria:

- The organization must have 501(c)(3) status as a charitable organization.
- The work must be in support of “building” or “planning” projects.
- The organization must have an established ongoing relationship with an architect who can exercise direct supervision over the work of the intern. This individual will be considered the “designated IDP supervisor” for the organization.
- The work performed by the organization must be documented as related to the IDP experience areas and certified by the “designated IDP supervisor” as directly related to the practice of architecture.

### REPORTING COMMUNITY-BASED DESIGN CENTER/ COLLABORATIVE EXPERIENCE:

- The IDP supervisor for the organization must approve your experience.
- Experience must be submitted in compliance with the reporting requirements.

## CSI Certifications: CCS & CCCA

Interns, whether or not employed in a qualified experience setting, may earn core hours for completing the following CSI certifications:

CSI Certified Construction Specifier (CCS): 40 core hours in Material Selection and Specification for passing the CCS certification.

CSI Certified Construction Contract Administrator (CCCA): 40 core hours in Construction Administration for passing the CCCA certification.

Information regarding the Construction Specifications Institute is available at [www.csinet.org](http://www.csinet.org) .

### REPORTING CSI CERTIFICATION

- You must upload the CSI certificate documenting completion of the program
- Once reported, the CSI Certification is reviewed and approved by NCARB.
- To comply with the reporting requirements, CSI Certification must be submitted within eight months of the certification date.

# IDP REQUIREMENTS: SUPPLEMENTAL EXPERIENCE FOR CORE HOURS

## Design Competitions

Interns may earn up to 40 core hours in each IDP experience area (except Leadership and Service) for completion and submission of a design competition entry outside of a recognized experience setting or academic requirement. Competitions completed for a firm while employed count for IDP credit under the related experience setting.


The design competition must be completed under the supervision of a mentor and meet the following criteria:

- Align to at least one of the IDP experience areas
- Be for a “building” or “planning” project
- Be a formally structured competition with specified submission requirements
- Sponsored by a recognized business entity, governmental agency, or professional association
- The intern must be appropriately credited on the competition entry.

## WORK PRODUCT

It is required that interns retain copies of all documentation related to design competitions completed for IDP credit for a period of at least three years beyond the date the experience is approved by their mentor.

## REQUIRED DOCUMENTATION

- You must upload a complete Design Competition Verification Form 
- To qualify for IDP credit, the competition entry must be completed and submitted in compliance with the published design competition requirements.

## REPORTING DESIGN COMPETITIONS:

- You must upload your completed Design Competition Verification Form.
- To comply with the reporting requirements, design competitions must be submitted within eight months of the published submission deadline.

## EXPECTATIONS

### Intern

- Research and identify possible design competitions
- Select appropriate competition with mentor approval
- Determine and document a schedule for the work
- Develop competition entry
- Review work with mentor on a regular basis
- Submit competition entry
- Complete the verification form
- Document experience through the online reporting system and upload the verification form


### Mentor

- Review possible competitions with intern
- Approve competition selection
- Review proposed schedule of work
- Review competition work with intern on a regular basis
- Review final competition entry prior to submission

## The Emerging Professionals Companion (EPC)

Interns whether or not employed in a qualified experience setting can earn up to 40 core hours in each experience area by completing activities in the Emerging Professional's Companion (EPC).

Interns can complete EPC activities for IDP credit under the supervision of either their IDP supervisor or mentor.

EPC, located at [www.epcompanion.org](http://www.epcompanion.org) , is an IDP enrichment resource. The EPC provides free web-based experience opportunities outside of the studio or work environment.

- The EPC chapters are aligned with the IDP experience areas.
- Each chapter includes activities that are identified as qualifying for either core or elective credit.
- Each activity is worth eight hours.
- **Only activities identified as qualifying for core credit can be applied to your core minimum hours required.**
- Interns can earn a maximum of 600 core hours through EPC with no more than 40 core hours earned in any one of the IDP experience areas.

If an intern has already completed the maximum allowable of 40 core hours in a given experience area through any combination of supplemental experience, then EPC activities completed in that experience area will be credited as elective hours.

EPC activities completed for IDP credit may not receive academic credit.

(continued on next page)




# IDP REQUIREMENTS: SUPPLEMENTAL EXPERIENCE FOR CORE HOURS

The Emerging Professionals Companion (EPC)  
continued

## WORK PRODUCT

It is required that interns retain copies of all documentation related to EPC activities completed for IDP credit for a period of at least three years beyond the date the experience is approved by their mentor or IDP supervisor.

## REPORTING EPC

- If you are not an associate member, you may obtain a temporary AIA customer number by completing the webform at [www.aia.org/FreeTranscriptsForInterns](http://www.aia.org/FreeTranscriptsForInterns) . Contact the AIA at [emergingprofessionals@aia.org](mailto:emergingprofessionals@aia.org) with any additional questions.
- Associate members of the AIA may use their associate number to report continuing education.
- EPC activities must be reviewed and approved by your IDP supervisor or mentor.
- To comply with the reporting requirements, EPC activities must be submitted within eight months of completion.

## NCARB's Professional Conduct Monograph

Interns, whether or not employed, may earn 16 core hours in Business Operations by reading the NCARB *Professional Conduct Monograph* and passing the related quiz.

NCARB monographs are written by experts in their fields and explore topics relevant to architectural practice. NCARB monographs may be completed by architects to satisfy their continuing education requirements, or by interns for IDP credit. Interns completing NCARB monographs for IDP hours will not be eligible to repeat the monograph for continuing education credit.

## ACCESS TO NCARB'S PROFESSIONAL CONDUCT MONOGRAPH

Interns may download a PDF of the *NCARB Professional Conduct Monograph* at no charge through your NCARB Record.

## REPORTING NCARB'S PROFESSIONAL CONDUCT MONOGRAPH

- Take and pass the quiz. The quiz will be available to you in your NCARB Record.
- Interns who do not pass the quiz may repeat the quiz as necessary.
- You will automatically earn IDP hours upon passing the quiz.

## Site Visit With Mentor

Interns may earn up to 40 core hours in Construction Phase: Observation for visiting construction sites with their mentor.

The site visit must be outside of a recognized experience setting.

## EXPECTATIONS

- Opportunities where an intern can see the progress of a job over time are ideal; however, single visits to a site are acceptable.
- It is beneficial to be able to review and discuss the project relative to the drawings
- The experience should be interactive with opportunities to discuss how issues related to the specific project were resolved.
- The discussion should include why particular design decisions were made.
- Interaction with members of the design and construction industry involved in the project is encouraged.

The site visit should include a level of learning consistent with what an intern could expect to learn if their firm was working on the project.

## REPORTING SITE VISIT WITH MENTOR:

- Your mentor who lead the site visit must approve your experience.
- To comply with the reporting requirements, site visit with mentor must be reported within eight months of the visit.

# IDP REQUIREMENTS: SUPPLEMENTAL EXPERIENCE FOR ELECTIVE HOURS

## Advanced Degree

Interns may earn 930 elective hours for earning an advanced degree in architecture after earning a professional degree in architecture from a program accredited by the NAAB or CACB. This opportunity is available for one degree only.

Interns may earn IDP credit for advanced degrees in architecture that meet the following criteria:

- The advanced degree must be conferred after the first professional degree (dual degrees do not qualify)
- The conferring institution must have a college/school of architecture/design that has a NAAB/CACB-accredited program.
- The advanced degree must be conferred within the college/school of architecture/design.
- The advanced degree must be documented as related to the IDP experience areas and certified by the institution as directly related to the practice of architecture.

NCARB publishes a list of acceptable degrees on its website. Programs identified by NAAB as “post-professional” degrees are automatically included on the list. Qualifying advanced degrees are submitted directly to NCARB by the school in order to be on the list.

The advanced degree must be on the list at the time the degree is conferred. For a list of degrees currently recognized by NCARB as qualifying advanced degrees, please [check our website](#).


### REPORTING ADVANCED DEGREE

- Download and mail the transcript request forms and any fee to your school(s).
- Each transcript must be returned directly to NCARB by the school. NCARB will only accept official transcripts submitted by the school.
- In addition to requesting an official transcript, you are required to report your advanced degree through the online reporting system in your NCARB Record.
- You will be required to upload a copy of your transcript or diploma.
- NCARB will not be able to approve your advanced degree until after the official transcript from your school has been received.
- To comply with the [reporting requirements](#), advanced degrees must be submitted within eight months of the graduation date.



## AIA Continuing Education

Interns, whether or not employed in a qualified experience setting, may earn elective hours by completing AIA-approved continuing education resources and programs. Self-reported continuing education is not eligible for IDP credit.

One AIA learning unit earns one IDP elective hour.

Information regarding the American Institute of Architects (AIA) continuing education programs is available at [www.aia.org](http://www.aia.org) .

### REPORTING AIA CONTINUING EDUCATION

- If you are not an associate member, you may obtain a temporary AIA customer number by completing the webform at [www.aia.org/FreeTranscriptsForInterns](http://www.aia.org/FreeTranscriptsForInterns) . Contact the AIA at [emergingprofessionals@aia.org](mailto:emergingprofessionals@aia.org) with any additional questions.
- Associate members of the AIA may use their associate number to report continuing education.
- You must have a copy of your AIA transcript documenting completion of AIA continuing education. Your AIA transcript is available at [www.aia.org/education](http://www.aia.org/education) .
- Once reported, AIA continuing education is reviewed and approved by NCARB.
- To comply with the [reporting requirements](#), AIA continuing education courses must be submitted within eight months of the course date.

### NCARB'S monographs and mini-monographs

NCARB monographs are written by experts in their fields and explore topics relevant to architectural practice. NCARB monographs may be completed by architects to satisfy their continuing education requirements or by interns for IDP credit. Interns completing NCARB mono-

graphs for IDP experience hours will not be eligible to repeat the monograph for continuing education credit. NCARB monographs are available at [www.ncarb.org](http://www.ncarb.org). Interns, whether or not employed, may earn elective hours by completing NCARB monographs and mini-monographs.

*Completion of the monographs must be documented on an AIA transcript, and reported through the online reporting system as AIA continuing education. All applicable fees for monographs and quizzes apply.*

# IDP REQUIREMENTS: SUPPLEMENTAL EXPERIENCE FOR ELECTIVE HOURS

## Construction Work

Interns may earn up to 930 elective hours for construction work performed in either of two scenarios:

1. Paid position meeting the IDP employment requirement.
2. Volunteer service at a nonprofit organization.

### GENERAL EMPLOYMENT SCENARIOS

Qualifying construction activities include “hands-on” experience working for a variety of organizations including but not limited to:

- General contractor
- Subcontractor
- Fabrication shop
- Materials supplier
- Manufacturers (doors, windows, etc.)
- Developer/development corporation
- School district or higher education physical plan or facilities department
- Facilities department for a private corporation
- Military construction battalion (e.g. Navy Seabees)
- Disaster relief efforts
- Nonprofits (e.g. Habitat for Humanity, Community Development Corporation, Youth Corps, religious/multi-denominational development corporations, neighborhood housing services)

### TYPES OF CONSTRUCTION WORK

Qualifying construction activities include “hands-on” experience working in a variety of scenarios including but not limited to:

- Building layout
- Framing
- Roofing
- Concrete and masonry
- Painting and finishing
- Drywall and plastering
- Flooring
- Tile setting
- Wiring and equipment installation
- Ductwork mechanical equipment installation
- Plumbing and fixture installation
- Site clearing and preparation
- Backhoe operation, grading, etc.

### APPROVAL OF CONSTRUCTION WORK

The individual certifying Construction Work experience must be an IDP Supervisor who maintains direct supervision over the intern and is experienced in the activity being performed (e.g. foreman, project manager, etc.).

### REPORTING CONSTRUCTION WORK

- Experience must be submitted in compliance with the reporting requirement.

## CSI Certificate Program: CDT

Interns, whether or not employed in a qualified experience setting, may earn elective hours for completing the following CSI certificate program:

CSI Certified Construction Documents Technologist (CDT): 40 elective hours for passing the CDT certificate program.

Information regarding the Construction Specifications Institute is available at [www.csinet.org](http://www.csinet.org) .

### REPORTING CSI CERTIFICATION

- You must upload the CSI certificate documenting completion of the program
- Once reported, the CSI Certification is reviewed and approved by NCARB.

To comply with the reporting requirements, CSI certification must be reported within eight months of the certification date.

# IDP REQUIREMENTS: SUPPLEMENTAL EXPERIENCE FOR ELECTIVE HOURS

## The Emerging Professional's Companion (EPC)

Interns, whether or not employed in a qualified experience setting, can earn elective hours through completion of activities in the Emerging Professional's Companion (EPC).

Interns can complete EPC activities for IDP credit under the supervision of either their IDP supervisor or mentor.

The EPC, located at [www.epcompanion.org](http://www.epcompanion.org), is an IDP training enrichment resource. The EPC provides free web-based training opportunities outside of the studio environment.

- The EPC chapters are aligned with the IDP experience areas.
- Each chapter includes activities that are identified as qualifying for either core or elective credit.
- Each activity is worth eight hours.
- Elective activities are not applied to any specific experience area.

A maximum of 1,800 hours may be earned through the EPC in any combination of core and elective hours.

## WORK PRODUCT

It is required that interns retain copies of all documentation related to EPC activities completed for IDP credit for a period of at least three years beyond the date the experience is approved by their IDP supervisor or mentor.

## REPORTING EPC

- If you are not an associate member, you may obtain a temporary AIA customer number by completing the webform at [www.aia.org/FreeTranscriptsForInterns](http://www.aia.org/FreeTranscriptsForInterns). Contact the AIA at [emergingprofessionals@aia.org](mailto:emergingprofessionals@aia.org) with any additional questions.
- Associate members of the AIA may use their associate number to report continuing education.
- EPC activities must be reviewed and approved by your IDP supervisor or mentor.
- To comply with the reporting requirements, EPC activities must be submitted within eight months of completion.

## GBCI LEED AP Credential

Interns, whether or not employed in a qualified experience setting, may earn 40 elective hours by obtaining the GBCI LEED AP credential.

- Obtaining the GBCI LEED AP credential with or without specialization qualifies for IDP credit.
- Obtaining the GBCI LEED Green Associate credential does not qualify for IDP credit.
- An intern may only receive IDP credit for one GBCI LEED AP credential.

Information regarding the Green Building Certification Institute (GBCI) LEED AP Credential is available at [www.gbci.org](http://www.gbci.org).

## REPORTING GBCI LEED AP CREDENTIAL

- You must have the official GBCI LEED AP certificate or a passing score report confirming the credential.
- Once reported, the GBCI LEED AP Credential is reviewed and approved by NCARB.
- To comply with the reporting requirements, you must submit official documentation within eight months of the date the credential was earned.


## Teaching or Research

Teaching or research in a NAAB- or CACB-accredited program under the direct supervision of a person experienced in the activity.

## REPORTING TEACHING OR RESEARCH

- Experience must be submitted in compliance with the reporting requirements.

# IDP TASKS AND KNOWLEDGE/SKILLS

The requirements for IDP are based on the tasks and knowledge/skills necessary to practice architecture independently. Each experience area has tasks and knowledge/skills that have been derived from the Practice Analysis of Architecture . Upon completion of the IDP, you should be able to complete the tasks associated with each experience area.

## Category 1: Pre-Design

Programming  
Site and Building Analysis  
Project Cost and Feasibility  
Planning and Zoning Regulations

## Category 2: Design

Schematic Design  
Engineering Systems  
Construction Cost  
Codes and Regulations  
Design Development  
Construction Documents  
Material Selection and Specification

## Category 3: Project Management

Bidding and Contract Negotiation  
Construction Administration  
Construction Phase: Observation  
General Project Management

## Category 4: Practice Management

Business Operations  
Leadership and Service

**Are you having trouble gaining experience in a specific experience area?**

Use these tasks as reference when discussing experience opportunities with your IDP supervisor or mentor.

# IDP TASKS AND KNOWLEDGE/SKILLS

## PRE-DESIGN

### PROGRAMMING

Minimum Programming Experience: 80 Hours

**DEFINITION:** The process of discovering the owner/client's requirements and desires for a project and setting them down in written, numerical, and graphic form.

#### TASKS

AT THE COMPLETION OF YOUR INTERNSHIP, YOU SHOULD BE ABLE TO:

- Assess the client's needs, opportunities, and constraints
- Develop and/or review a program with the client
- Develop a vision and goals for the project
- Develop or review client's design standards and guidelines
- Establish sustainability goals for the project
- Define the scope of the pre-design services

#### KNOWLEDGE OF/SKILL IN

- Architectural programming including working with clients to define their needs
- Facilities planning (e.g., building use; building conditions; systems conditions; infrastructure; space allocation)
- Space planning
- Sustainable design
- Contract negotiation (e.g., fees, scope, schedules)
- Oral and written communications
- Critical thinking (e.g., analysis, synthesis, and evaluation of information)
- Interpersonal skills (e.g., listening, diplomacy, responsiveness)
- Team building, leadership, participation
- Creativity and vision

## PRE-DESIGN

### SITE AND BUILDING ANALYSIS

Minimum Site and Building Analysis Experience: 80 Hours

**DEFINITION:** Involves research and evaluation of a project's context and may include site and building evaluation, land planning or design, and urban planning.

#### TASKS

AT THE COMPLETION OF YOUR INTERNSHIP, YOU SHOULD BE ABLE TO:

- Develop or review master plan
- Establish requirements of site survey(s)
- Review site survey(s)
- Review geotechnical and hydrological conditions
- Evaluate and compare alternative sites
- Perform site analysis
- Assess environmental, social, and economic conditions related to project
- Document and evaluate existing conditions

#### KNOWLEDGE OF/SKILL IN

- Interpreting existing site/environmental conditions and data (e.g., topography, drainage, soils, local ecology environmental impact issues)
- Site planning (e.g., site selection, master planning)
- Regional impact on project (e.g., seismic, climate, transportation, economy, labor)
- Government and regulatory requirements (e.g., zoning, planning, design review)
- Community-based awareness (e.g., values, traditions, sociology, future objectives)
- Hazardous conditions and materials
- Facilities planning (e.g., building use, building conditions, systems conditions, infrastructure, space allocation)
- Site design
- Building design

# IDP TASKS AND KNOWLEDGE/SKILLS

## PRE-DESIGN

### PROJECT COST AND FEASIBILITY

Minimum Project Cost and Feasibility Experience: 40 Hours

DEFINITION: Analyze and/or establish project costs relative to project conditions and owner's budget.

#### TASKS

AT THE COMPLETION OF YOUR INTERNSHIP, YOU SHOULD BE ABLE TO:

- Perform or review a feasibility study to determine the cost and/or technical advisability of a proposed project
- Establish preliminary project scope, budget, and schedule

#### KNOWLEDGE OF/SKILL IN

- Project financing and funding
- Project delivery methods
- Construction sequencing
- Cost estimating
- Value engineering
- Life cycle analysis
- Project budget management
- Critical thinking (e.g., analysis, synthesis, and evaluation of information)

## PRE-DESIGN

### PLANNING AND ZONING REGULATIONS

Minimum Planning and Zoning Regulations Experience: 60 Hours

DEFINITION: Evaluate, reconcile, and coordinate applicable regulatory requirements and professional design standards.

#### TASKS

AT THE COMPLETION OF YOUR INTERNSHIP, YOU SHOULD BE ABLE TO:

- Identify requirements of regulatory agencies
- Prepare and present submittals for governmental approval

#### KNOWLEDGE OF/SKILL IN

- Government and regulatory requirements (e.g., zoning, planning, design review)
- Permit and approval processes
- Building codes, zoning codes, and ordinances
- Accessibility laws, codes, and guidelines
- Specialty codes and regulations (e.g., seismic, life safety, fair housing, historic preservation, energy)
- Universal design (environments usable by everyone regardless of limitations)
- Designing and delivering presentations

# IDP TASKS AND KNOWLEDGE/SKILLS

## DESIGN

### SCHEMATIC DESIGN

Minimum Schematic Design Experience: 320 Hours

**DEFINITION:** Involves the development of graphic and written conceptual design solutions for owner/client's approval.

#### TASKS

AT THE COMPLETION OF YOUR INTERNSHIP, YOU SHOULD BE ABLE TO:

- Develop design concepts, including site design
- Prepare schematic design documents
- Apply sustainable design principles
- Apply historic preservation principles
- Prepare presentation materials (e.g., models, renderings, drawings)
- Develop project phasing plans

#### KNOWLEDGE OF/SKILL IN

- 3-D modeling
- Adaptive reuse of buildings and/or materials
- Alternative energy systems and technologies
- Architectural history and theory
- Basic engineering principles
- Building design
- Building Information Modeling (BIM) technology
- Building systems and their integration
- Computer Aided Design and Drafting (CADD)
- Conflict resolution
- Construction sequencing
- Creativity and vision
- Critical thinking (e.g., analysis, synthesis, and evaluation of information)
- Design impact on human behavior
- Design principles
- Designing and delivering presentations
- Freehand drawing and design sketching
- Graphic communication
- Implications of design decisions (e.g., cost, engineering, schedule)
- Interpersonal skills (e.g., listening, diplomacy, responsiveness)
- Life safety
- Manual drafting
- Natural and electric lighting (e.g., daylight, solar control, energy consumption)
- Oral and written communications
- Problem solving
- Site design
- Space planning
- Spatial visualization and modeling
- Sustainable design
- Team building, leadership, participation
- Universal design (environments usable by everyone regardless of limitations)
- Vertical circulation

## DESIGN

### ENGINEERING SYSTEMS

Minimum Engineering Systems Experience: 360 Hours

**DEFINITION:** Involves selecting and specifying structural, mechanical, electrical, and other systems, and integrating them into the building design. These systems are normally designed by consultants in accordance with the client's needs.

#### TASKS

AT THE COMPLETION OF YOUR INTERNSHIP, YOU SHOULD BE ABLE TO:

- Analyze and design basic structural elements and systems
- Coordinate building systems (e.g., structural, mechanical, electrical, fire safety, security, telecommunications/data) and reconcile systems' conflicts
- Apply sustainable design principles

#### KNOWLEDGE OF/SKILL IN

- Adaptive reuse of buildings and/or materials
- Alternative energy systems and technologies
- Basic engineering principles
- Building envelope
- Building Information Modeling (BIM) technology
- Building systems and their integration
- Characteristics and properties of construction materials
- Conflict resolution
- Critical thinking (e.g., analysis, synthesis, and evaluation of information)
- Design impact on human behavior
- Design principles
- Engineering load calculations
- Hazardous materials mitigation
- Implications of design decisions (e.g., cost, engineering, schedule)
- Indoor air quality
- Interpersonal skills (e.g., listening, diplomacy, responsiveness)
- Life safety
- Life cycle analysis
- Natural and electric lighting (e.g., daylight, solar control, energy consumption)
- Oral and written communications
- Problem solving
- Product evaluation, selection, and availability
- Sustainable design
- Team building, leadership, participation
- Technological advances and innovative building products
- Vertical circulation



# IDP TASKS AND KNOWLEDGE/SKILLS

## DESIGN

### CONSTRUCTION COST

Minimum Construction Cost Experience: 120 Hours

DEFINITION: Involves estimating the probable construction cost of a project.

#### TASKS

AT THE COMPLETION OF YOUR INTERNSHIP, YOU SHOULD BE ABLE TO:

- Prepare and/or evaluate estimates of probable construction costs
- Perform value engineering of selected building elements
- Perform life cycle cost analysis of selected building elements

#### KNOWLEDGE OF/SKILL IN

- Alternative energy systems and technologies
- Building Information Modeling (BIM) technology
- Construction sequencing
- Cost estimating
- Critical thinking (e.g., analysis, synthesis, and evaluation of information)
- Hazardous materials mitigation
- Implications of design decisions (e.g., cost, engineering, schedule)
- Life cycle analysis
- Product evaluation, selection, and availability
- Value engineering

## DESIGN

### CODES AND REGULATIONS

Minimum Codes and Regulations Experience: 120 Hours

DEFINITION: Involves evaluating a specific project in the context of relevant local, state, and federal regulations that protect public health, safety, and welfare.

#### TASKS

AT THE COMPLETION OF YOUR INTERNSHIP, YOU SHOULD BE ABLE TO:

- Perform code analyses (e.g., building, energy, accessibility)
- Review project with code officials
- Submit documents to approval agencies and obtain approvals

#### KNOWLEDGE OF/SKILL IN

- Accessibility laws, codes, and guidelines
- Building codes, zoning codes, and ordinances
- Conflict resolution
- Critical thinking (e.g., analysis, synthesis, and evaluation of information)
- Designing and delivering presentations
- Government and regulatory requirements (e.g., zoning, planning, design review)
- Interpersonal skills (e.g., listening, diplomacy, responsiveness)
- Life safety
- Permit and approval processes
- Problem solving
- Specialty codes and regulations (e.g., seismic, life safety, fair housing, historic preservation, energy)

# IDP TASKS AND KNOWLEDGE/SKILLS

## DESIGN

### DESIGN DEVELOPMENT

Minimum Design Development Experience: 320 Hours

**DEFINITION:** During design development, a project's schematic design is refined, including designing details and selecting materials. This step occurs after the owner/client has approved the schematic design.

#### TASKS

AT THE COMPLETION OF YOUR INTERNSHIP, YOU SHOULD BE ABLE TO:

- Prepare design development documents
- Investigate and select building systems and materials
- Meet with client to refine design and obtain approvals
- Conduct or respond to a constructability review
- Apply sustainable design principles

#### KNOWLEDGE OF/SKILL IN

- 3-D modeling
- Adaptive reuse of buildings and/or materials
- Alternative energy systems and technologies
- Applied mathematics (e.g., algebra, geometry, trigonometry)
- Basic engineering principles
- Building design
- Building envelope
- Building Information Modeling (BIM) technology
- Building systems and their integration
- Characteristics and properties of construction materials
- Computer Aided Design and Drafting (CADD)
- Conflict resolution
- Constructability
- Construction details
- Construction sequencing
- Creativity and vision
- Critical thinking (e.g., analysis, synthesis, and evaluation of information)
- Design impact on human behavior
- Design principles
- Designing and delivering presentations

- Engineering load calculations
- Freehand drawing and design sketching
- Furnishings, fixtures, and equipment
- Graphic communication
- Hazardous materials mitigation
- Implications of design decisions (e.g., cost, engineering, schedule)
- Indoor air quality
- Interior materials and finishes
- Interpersonal skills (e.g., listening, diplomacy, responsiveness)
- Life safety
- Managing quality through best practices
- Manual drafting
- Natural and electric lighting (e.g., daylight, solar control, energy consumption)
- Oral and written communications
- Problem solving
- Product evaluation, selection, and availability
- Project scheduling (e.g., construction document setup, storyboarding, staffing projections)
- Site design
- Space planning
- Spatial visualization and modeling
- Specifications
- Sustainable design
- Team building, leadership, participation
- Technological advances and innovative building products
- Universal design (environments usable by everyone regardless of limitations)
- Vertical circulation

# IDP TASKS AND KNOWLEDGE/SKILLS

## DESIGN

### CONSTRUCTION DOCUMENTS

Minimum Construction Documents Experience: 1,200 Hours

**DEFINITION:** Includes the written and graphic instructions used for construction of the project. These documents must be accurate, consistent, complete, and understandable.

#### TASKS

AT THE COMPLETION OF YOUR INTERNSHIP, YOU SHOULD BE ABLE TO:

- Prepare construction documents
- Coordinate construction documents (e.g., architectural, structural, mechanical, civil, electrical)
- Conduct quality control review of project documents
- Apply sustainable design principles

#### KNOWLEDGE OF/SKILL IN

- 3-D modeling
- Adaptive reuse of buildings and/or materials
- Alternative energy systems and technologies
- Basic engineering principles
- Building design
- Building envelope
- Building Information Modeling (BIM) technology
- Building systems and their integration
- Characteristics and properties of construction materials
- Computer Aided Design and Drafting (CADD)
- Conflict resolution
- Constructability
- Construction details
- Construction sequencing
- Creativity and vision
- Critical thinking (e.g., analysis, synthesis, and evaluation of information)
- Design impact on human behavior
- Design principles
- Designing and delivering presentations
- Engineering load calculations
- Freehand drawing and design sketching

- Furnishings, fixtures, and equipment
- Graphic communication
- Hazardous materials mitigation
- Implications of design decisions (e.g., cost, engineering, schedule)
- Indoor air quality
- Interior materials and finishes
- Interpersonal skills (e.g., listening, diplomacy, responsiveness)
- Life safety
- Managing quality through best practices
- Manual drafting
- Natural and electric lighting (e.g., daylight, solar control, energy consumption)
- Oral and written communications
- Problem solving
- Product evaluation, selection, and availability
- Project scheduling (e.g., construction document setup, storyboarding, staffing projections)
- Site design
- Space planning
- Spatial visualization and modeling
- Specifications
- Sustainable design
- Team building, leadership, participation
- Technological advances and innovative building products
- Vertical circulation

# IDP TASKS AND KNOWLEDGE/SKILLS

## DESIGN

### MATERIAL SELECTION AND SPECIFICATION

Minimum Material Selection and Specification Experience: 160 Hours

**DEFINITION:** The analysis and selection of building materials and systems for a project. The materials specified for a particular project communicate the requirements and quality expected during construction. Specifications are included in a project manual that is used during bidding and construction.

#### TASKS

AT THE COMPLETION OF YOUR INTERNSHIP, YOU SHOULD BE ABLE TO:

- Prepare specifications based on performance criteria
- Research, select, and specify materials

#### KNOWLEDGE OF/SKILL IN

- Adaptive reuse of buildings and/or materials
- Alternative energy systems and technologies
- Basic engineering principles
- Building design
- Building envelope
- Building Information Modeling (BIM) technology
- Building systems and their integration
- Characteristics and properties of construction materials
- Constructability
- Construction details
- Construction sequencing
- Critical thinking (e.g., analysis, synthesis, and evaluation of information)
- Design principles
- Furnishings, fixtures, and equipment
- Hazardous materials mitigation
- Implications of design decisions (e.g., cost, engineering, schedule)
- Indoor air quality
- Interior materials and finishes
- Interpersonal skills (e.g., listening, diplomacy, responsiveness)
- Life safety
- Managing quality through best practices
- Oral and written communications
- Problem solving
- Product evaluation, selection, and availability
- Project scheduling (e.g., construction document setup, storyboarding, staffing projections)
- Site design
- Specifications
- Sustainable design
- Technological advances and innovative building products
- Vertical circulation

## PROJECT MANAGEMENT

### BIDDING AND CONTRACT NEGOTIATION

Minimum Bidding and Contract Negotiation Experience: 120 Hours

**DEFINITION:** Involves the establishment and administration of the bidding process, issuance of addenda, evaluation of proposed substitutions, review of bidder qualifications, analysis of bids, and selection of the contractor(s).

#### TASKS

AT THE COMPLETION OF YOUR INTERNSHIP, YOU SHOULD BE ABLE TO:

- Conduct or participate in bidding/negotiating phase
- Evaluate product and material substitutions
- Prepare bid documents including addenda

#### KNOWLEDGE OF/SKILL IN

- Conflict resolution
- Construction procurement (e.g., bidding, negotiating)
- Contracts (e.g., professional services and construction)
- Interpreting construction documents
- Oral and written communications
- Product and material substitutions
- Project delivery methods

# IDP TASKS AND KNOWLEDGE/SKILLS

## PROJECT MANAGEMENT

### CONSTRUCTION ADMINISTRATION

Minimum Construction Administration Experience: 240 Hours

**DEFINITION:** Tasks carried out in the architect's office include facilitating project communication, maintaining project records, reviewing and certifying amounts due contractors, and preparing change orders.

#### TASKS

AT THE COMPLETION OF YOUR INTERNSHIP, YOU SHOULD BE ABLE TO:

- Respond to Requests for Information (RFI)
- Issue Architect's Supplemental Instructions (ASI)
- Process shop drawings and submittals
- Process Change Orders
- Review and certify contractor's application for payment
- Review material test reports
- Record changes to the contract documents
- Provide substantial and final completion services

#### KNOWLEDGE OF/SKILL IN

- Change order process
- Conflict resolution
- Construction conflict resolution
- Contractor application for payment
- Contracts (e.g., professional services and construction)
- Interpersonal skills (e.g., listening, diplomacy, responsiveness)
- Interpreting construction documents
- Managing quality through best practices
- Problem solving
- Product and material substitutions
- Project budget management
- Project closeout procedures
- Project records management
- Shop drawing review
- Site observation
- Team building, leadership, participation

## PROJECT MANAGEMENT

### CONSTRUCTION PHASE: OBSERVATION

Minimum Construction Phase Observation Experience: 120 Hours

**DEFINITION:** Tasks carried out in the field include observing construction for conformance with drawings and specifications and reviewing and certifying amounts due to contractors.

#### TASKS

AT THE COMPLETION OF YOUR INTERNSHIP, YOU SHOULD BE ABLE TO:

- Conduct on-site observations
- Document and communicate status to owner and constructor
- Resolve constructability issues

#### KNOWLEDGE OF/SKILL IN

- Constructability
- Construction procurement
- Contract negotiation
- Contracts (e.g., professional services and construction)
- Electronic communications (e.g., virtual offices, video-conferencing, web-based networking)
- Interpersonal skills (e.g., listening, diplomacy, responsiveness)
- Invoicing for services
- Oral and written communications
- Permit and approval processes
- Project budget management
- Project delivery methods
- Project records management
- Risk management (e.g., professional and general liability)
- Team building, leadership, participation
- Attend, conduct, and record meetings
- Document project status and progress

# IDP TASKS AND KNOWLEDGE/SKILLS

## PROJECT MANAGEMENT

### GENERAL PROJECT MANAGEMENT

Minimum General Project Management Experience: 240 Hours

**DEFINITION:** Includes planning, organizing, and staffing; budgeting and scheduling; leading and managing the project team; documenting key project information; and monitoring quality assurance.

#### TASKS

##### AT THE COMPLETION OF YOUR INTERNSHIP, YOU SHOULD BE ABLE TO:

- Prepare and manage design contracts (owner/architect)
- Prepare and execute professional services contracts (architect/consultant)
- Attend, conduct, and record meetings throughout all phases
- Select, manage, and coordinate consultants
- Partner with the owner's project delivery team
- Prepare and manage design team schedule and budget (consultant and staff costs)
- Obtain client authorization to proceed per contract phases
- Present at public hearings
- Document project status and progress
- Monitor project construction costs
- Prepare owner/contractor agreement
- Conduct post-occupancy evaluation
- Identify the project design team members and their required scope of services, roles, and responsibilities (e.g., architects, engineers, specialty consultants)
- Identify the project delivery team's roles and responsibilities (e.g., owner, architect, contractor, program manager)
- Identify project delivery method

#### KNOWLEDGE OF/SKILL IN

- Construction procurement (e.g., bidding, negotiating)
- Contract negotiation (e.g., fees, scope, schedules)
- Contracts (e.g., professional services and construction)
- Designing and delivering presentations
- Electronic communications (e.g., virtual offices, video-conferencing, web-based networking)
- Interpersonal skills (e.g., listening, diplomacy, responsiveness)
- Invoicing for services
- Oral and written communications
- Permit and approval processes
- Post-occupancy evaluations
- Project budget management
- Project delivery methods
- Project records management
- Project scheduling (e.g., construction document setup, storyboarding, staffing projections)
- Risk management (e.g., professional and general liability)
- Team building, leadership, participation

# IDP TASKS AND KNOWLEDGE/SKILLS

## PRACTICE MANAGEMENT

### BUSINESS OPERATIONS

Minimum Business Operations Experience: 80 Hours

**DEFINITION:** Involves allocation and administration of office resources to support the goals of the firm.

#### TASKS

AT THE COMPLETION OF YOUR INTERNSHIP, YOU SHOULD BE ABLE TO:

- Obtain and maintain professional and business licenses
- Manage project revenues and expenses
- Calculate hourly billing rates
- Negotiate and establish fees for basic and additional services and reimbursable expenses
- Invoice for services rendered and reimbursable expenses
- Develop and manage positive client relationships

AT THE COMPLETION OF YOUR INTERNSHIP, YOU SHOULD BE ABLE TO ACTIVELY PARTICIPATE IN THE FOLLOWING TASKS: ("Actively participate" is the expectation that you will collaborate with your supervisor in learning how to perform the task.)

#### *Business Operations*

- Maintain record management systems
- Develop and manage firm's strategic and business plans
- Develop firm's financial plan
- Develop, implement, and manage marketing and communications plans
- Obtain and update computer technology, including security systems and licenses
- Investigate and use new digital technologies

#### *Human Resources*

- Develop and manage human resource/office policies and operations
- Conduct performance appraisal, career development, and compensation reviews
- Recruit, retain, and manage staff
- Develop training and professional development plans, including IDP and continuing education requirements

#### *Legal & Insurance*

- Establish firm's legal structure
- Consult legal counsel
- Secure liability and other insurance

## KNOWLEDGE OF/SKILL IN

### *Business Operations*

- Business planning
- Contract negotiation (e.g., fees, scope, schedules)
- Current software applications
- Designing and delivering presentations
- Electronic communications (e.g., virtual offices, video-conferencing, web-based networking)
- Entrepreneurship
- Ethics and integrity
- Financial management
- Information management (e.g., hardware and software maintenance, office standards)
- Interpersonal skills (e.g., listening, diplomacy, responsiveness)
- Invoicing for services
- Legal and ethical issues pertaining to contracts
- Legal and ethical issues pertaining to practice (e.g., liens, taxation, licensure)
- Managing quality through best practices
- Marketing and communications
- Oral and written communications
- Project budget management
- Recognized ethical standards of the profession
- Requests for Qualifications (RFQ) and Requests for Proposal (RFP)
- Risk management (e.g., professional and general liability)
- Strategic planning
- Team building, leadership, participation

### *Human Resources*

- Human resources management
- IDP mentoring and supervising
- Oral and written communications
- Managing quality through best practices
- Interpersonal skills (e.g., listening, diplomacy, responsiveness)
- Team building, leadership, participation
- Mentoring and teaching others
- Personal time management
- Ethics and integrity
- Supervising

# IDP TASKS AND KNOWLEDGE/SKILLS

## PRACTICE MANAGEMENT

### LEADERSHIP AND SERVICE

Minimum Leadership and Service Experience: 80 Hours

(Maximum Allowed: 320 hours)

**DEFINITION:** These tasks will increase your understanding of the people and forces that shape society, as well as augment your professional knowledge and leadership skills. Interns will find that voluntary participation in professional and community activities enhances their professional development. Community service does not have to be limited to architecture-related activities for you to receive these benefits.

#### TASKS

---

**AT THE COMPLETION OF YOUR INTERNSHIP, YOU SHOULD BE ABLE TO:**

- Develop leadership skills to enable successful practice
- Identify and articulate leadership traits required to maintain a successful and healthy office environment in an architecture firm
- Contribute your talents in a community-based organization to improve the quality of life

#### KNOWLEDGE OF/SKILL IN

---

- Community leadership/civic involvement
- Creativity and vision
- Entrepreneurship
- Ethics and integrity
- Interpersonal skills (e.g., listening, diplomacy, responsiveness)
- Managing quality through best practices
- Mentoring – teaching others
- Personal time management
- Service to the profession (e.g., AIA, NCARB)
- Supervising
- Team building, leadership, participation



# IDP SUPERVISORS

## Contents for Supervisors

- [Experience Settings](#)
- [Supervision Requirements](#)
- [Employment Requirements](#)
- [Experience Categories and Areas](#)
- [Tasks](#)
- [Eligibility Requirements](#)
- [Reporting Requirements](#)

## Being an IDP Supervisor

IDP supervisors play a vital role in the profession. Completion of the IDP is an essential component of the licensure process. As interns earn the experience required to complete the IDP, all the experience must be verified.

As an IDP supervisor you will be required to have direct supervision over the work performed, foster a professional relationship that is grounded in a direct professional association, and verify your intern's experience.

### IDP Supervisors:

- Supervise the intern on a daily basis
- Have control over the work performed
- Provide reasonable opportunities for the intern to gain IDP experience
- Regularly assess the quality of the intern's work
- Periodically certify the intern's experience reports





## Being a Mentor

As a registered architect in a U.S. or Canadian jurisdiction, you may also serve as a mentor. There are opportunities for mentors to verify experience earned through [supplemental experience](#).

## How Can Becoming an IDP Supervisor Benefit Your Firm?

- You will benefit the overall morale of the firm when interns understand their firm supports them becoming licensed.
- You will contribute to the future success of your firm. What interns learn from you now will establish your success as a team later.
- You continue the historic tradition in which the architect/apprentice relationship was an integral factor in the development of the profession.
- You will "pay it forward" for the training you once received as an intern.
- You will assist in staff retention.
- You will develop leaders who will drive the future of your practice and the profession.

## What Additional Resources are Available for IDP Supervisors?

- The NCARB website has information specific to IDP Supervisors [here](#) .
- [Sign up](#)  for [NCARB's supervisor e-news](#) .
- Learn about the [IDP Coordinators program](#) . Consider becoming an IDP auxiliary coordinator at your firm.

# IDP SUPERVISORS

## Experience Settings

- Interns earn experience in experience settings.
- As an IDP supervisor, you must understand what experience setting you are in.
- Your experience setting is defined by: the type of organization, the work performed, and your professional credentials.
- NCARB recognizes three experience settings:  
A: Practice of Architecture  
O: Other Work Settings  
S: Supplemental Experience
- For more information, refer to experience settings.

## Supervision Requirements

- In most experience settings you must be a registered architect to be an IDP supervisor.
- In certain settings, a professional from another discipline may act as an IDP supervisor.
- As an IDP supervisor, you must understand the requirements of direct supervision.
- For more information refer to supervision requirements.


## Employment Requirements

- To earn experience in most settings, interns must be employed by the organization where the work is performed.
- For more information, refer to employment requirements.

## Experience Categories and Areas

- Interns earn IDP experience by earning hours in the experience categories and areas.
- Interns must earn 5,600 hours to complete the IDP.
- Of the 5,600 hours required for completion of the IDP, 3,740 hours are considered core minimum hours.
- Core minimum hours are earned in four experience categories that include 17 experience areas.
- The additional 1,860 hours required can be earned in any experience area, category, or through supplemental experience.
- For more information, refer to experience categories and areas.

## Tasks


- The requirements for the IDP are based on the tasks and knowledge/skills necessary to practice architecture independently.
- The tasks and knowledge/skills are derived from the Practice Analysis of Architecture , and are aligned with current practice.
- Upon completion of the IDP, an intern should be able to complete the tasks associated with each experience area.
- For more information refer to tasks.

## Eligibility Requirements

You can earn IDP experience once you have successfully graduated from high school or an established equivalent.

## Reporting Requirements

### ONLINE REPORTING

- Interns must report experience through the online reporting system.
- As an IDP supervisor, you will review and approve experience through the online system.
- For more information on how to use the online reporting system refer to the NCARB website .

### TIMELY REPORTING

- Interns must submit their experience in reporting periods of no longer than six months and within two months of completion of each reporting period.
- As an IDP supervisor, you are encouraged to review experience in a timely manner; however, it is the obligation of the intern to meet the reporting requirements.
- For more information refer to the reporting requirements.